

2024

State of Maine

Courtesy Boat Inspector Handbook





CBI Cam Dufour at Pleasant Pond on Memorial Day Weekend

Sources of help and information

Maine Department of Environmental Protection Invasive Aquatic Species Program –DEP staff: John McPhedran, Chris Reily, Denise Blanchette, and Toni Pied - Bureau of Land and Water Quality, Maine Department of Environmental Protection, 17 State House Station, Augusta ME 04333. 207-287-7688, milfoil@maine.gov

Web sites with information about invasive aquatic species:

- Maine DEP: www.maine.gov/dep/water/invasives
- Lakes Environmental Association (LEA): www.mainelakes.org.
- Maine Department of Inland Fisheries and Wildlife: www.maine.gov/ifw/fishing-boating/index.html
- Lake Stewards of Maine: www.lakestewardsofmaine.org

Courtesy boat inspector workshops and supplies: Ziploc ID bags, T-shirts, stickers.

- Lakes Environmental Association (LEA), Mary Jewett, 207-647-8580, mary@mainelakes.org, www.mainelakes.org.

Workshops for:

- Invasive Plant Patrol; Hand Removal of Invasive Aquatic Plants
- Conducting Lake Plant Surveys
- CBI Training

Contact the Lake Stewards of Maine, 207-783-7733, stewards@lakestewardsme.org

Maine Public Safety Dispatch numbers – Use for an emergency or an immediate complaint:

- Augusta : 1-800-452-4664
- Bangor : 1-800-432-7381
- Gray: 1-800-228-0857
- Houlton: 1-800-924-2261

List of fishing tournaments: <https://www.maine.gov/ifw/fishing-boating/fishing/bass-tournaments.html>.

Maine Warden Service: <https://www.maine.gov/ifw/warden-service/>

Table of Contents

Courtesy Boat Inspection Program	1
Maine's AIS Laws	1
Clean, Drain, Dry Message	1
The Ideal Inspection	3
Approaching the Boater	3
Transport of Fish	3
The Inspection Form	4
Dealing with Suspicious Plant Fragments	7
Personal Safety	8
Conduct at the Launch Site	8
Difficult Boaters	8
Tricky Questions	9
Implementing the CBI Program on Your Lake	10
Reporting Procedure	11
What has Worked Well?	11
Mystery Boater	11
Please watch out for these other invaders:	12
Spiny Water Flea	
Chinese Mystery Snail	
Zebra mussels	
Asian Clam	
Quagga mussels	
15 Most Unwanted Plants	15
CBI Statistics	16
DEP's Prevention and Control Efforts	17
DIFW's Invasive Species Program	19
Map of known locations of infestations in Maine public waters	20
Invasive Aquatic Plants Handout	21
In a Nutshell: How to be a Great CBI	26

Courtesy Boat Inspection Program

Invasive aquatic species such as variable leaf and Eurasian water milfoil, hydrilla, and zebra mussels are a serious threat to Maine's waters. These plants and animals are so vigorous and propagate so fast that they can crowd out native plants, affect fish populations, and make swimming and boating difficult, if not impossible. When that happens, costly control measures are needed.

Many new infestations occur in shallow waters near boat access points, suggesting that invasive species move from lake to lake on the boats and equipment of unsuspecting boaters. If people are the cause, they can also be the cure.

The state has developed a program to reduce the risk of spreading invasive aquatic species (IAS) including plants, fish and small-bodied animals. It's the Courtesy Boat Inspection (CBI) Program, and it's our lakes' first line of defense. Inspectors educate boaters about IAS spread prevention and assist boaters with inspecting boats, trailers and gear and removing anything found.

The Maine Department of Environmental Protection (DEP) oversees and distributes grants to local CBI programs protecting their lakes from IAS. While DEP provides training, protocol, and funding, none of this prevention work can be done without the hard work of local residents.

Maine's 'IAS' Law

I. Prohibition. A person may not:

A. Transport any aquatic plant or parts of any aquatic plant, including roots, rhizomes, stems, leaves or seeds, on the outside of a vehicle, boat, personal watercraft, boat trailer or other equipment on a public road;

B. Possess, import, cultivate, transport or distribute any invasive aquatic plant or parts of any invasive aquatic plant, including roots, rhizomes, stems, leaves or seeds, in a manner that could cause the plant to get into any state waters;

C. Sell or offer for sale in this State any invasive aquatic plant or any plant of the species and varieties in the genus *Myriophyllum* that is indigenous to the State; or

D. Fail to remove any aquatic plant or parts of any aquatic plant, including roots, rhizomes, stems, leaves or seeds, from the outside of a vehicle, boat, personal watercraft, boat trailer or other equipment on a public road

1-A. Draining of watercraft and equipment.

Just prior to launching and when removing a watercraft from an inland water body and prior to transport away from the launch site, a person:

A. Shall remove or open any hull drain plugs, bailers, valves, live wells, ballast tanks and other devices designed for routine removal or opening and closing to encourage water to drain from areas containing water. Containers holding live baitfish for personal or commercial use are exempted from requirements in this subsection; and

B. May not allow drains to be opened in a way that allows water to enter any inland water body of the State

Serious Consequences

It is illegal to transport ANY aquatic plant, native or non-native, on the outside of a vehicle, boat, trailer or equipment. Boaters must also drain their watercraft before entering a body of water. Violations may result in fines up to \$500, and \$2,500 for subsequent violations (MRSA Title 38, Section 419-C).

Courtesy Boat Inspectors do the following:

- Discuss with boaters how invasive aquatic species (IAS) spread and promote Clean, Drain, Dry message (below)
- Show boaters how to inspect boats and equipment for plant fragments and zebra/quagga mussels
- Ask boaters to drain bilge and live wells to reduce the spread of small-bodied animals like mussels and spiny water flea
- Ask boaters to dry boats and equipment between lakes if possible
- Urge boaters to inspect before and after every launch
- Explain to boater Maine law on transporting IAS
- Distribute the map of known invasive aquatic plant infestations in Maine

Important note: inspections are still voluntary. Aside from laws regarding transporting plants and fish (summarized above), the Clean, Drain, Dry approach is not required but is recommended for improved invasive aquatic species spread prevention. Some northeast U.S. states require that boats be drained of all water before launching in another waterbody. While this is not state law in Maine yet, the threat of invasive fauna is real since some of these invasive animals are in neighboring states and Canada.

Clean: Encourage boater to inspect boat with you, demonstrating where to look for hitchhiking plants and other organisms. A visual inspection will reveal plant fragments and other debris anywhere on the outside of the boat, but especially on and behind propellers, license plate holders, rollers or 'bunks' that the boats ride on, the trailer frame, and any gear on the outside of the boat.

Ask permission to check gear inside the boat – such as anchors and lines, chains, fishing tackle, the floor of the boat, and live wells.

Drain: Explain the importance of draining water from the boat and motor after removal from a waterbody to prevent the spread of small animals such as the invasive zebra and quagga mussels, Asian clam and water flea.

Ask the boater to drain the bilge, engine motor, live wells, and bait containers before leaving the ramp.

Wakeboard boats have ballast tanks which should also be drained before leaving the ramp.

Check jet boats and personal watercraft (PWCs) intake grates. Ask them to run the engine 5-10 seconds to blow out excess water and vegetation from internal drive before leaving the water.

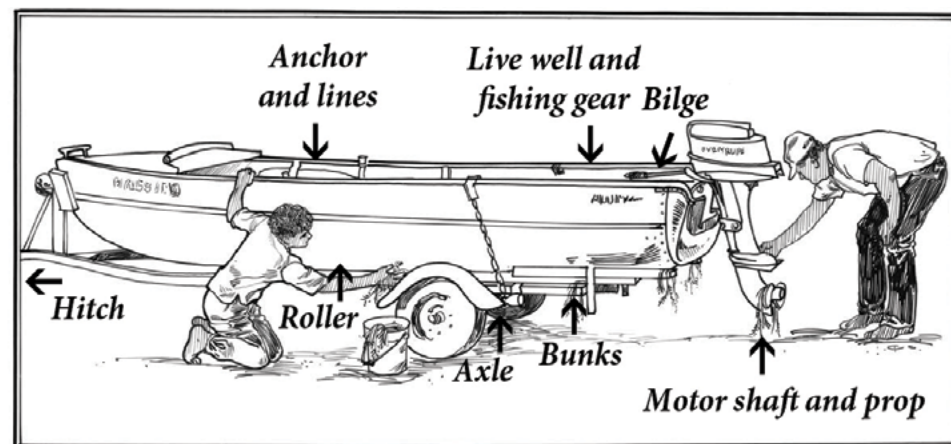
Dry: Encourage boater to dry the boat and equipment between use at different lakes. This is especially important if it came from a known zebra mussel or spiny waterflea infested water. Drying can be done manually with a towel or by allowing the boat and equipment to dry thoroughly between uses.

Additional Clean, Drain, Dry considerations:

- The inspector should always check trailered boats arriving to launch to be sure their bilge and live wells are drained (and ideally dry) before launching.
- If the last lake visited is from out of state, the inspector should ask if they drained and dried their boat before coming to Maine. If the answer is no, the inspector should respectfully ask the boater to drive away from the ramp and drain their boat before entering. Remember: the inspector cannot require the boater to do so. If a boat from outside Maine has visible mud or organisms on it, the inspector should respectfully ask them to visit a car wash or use a pressure washer to clean the boat and trailer. Many of these organisms can be removed using high pressure spray and most can be killed with very hot water (140° Fahrenheit). While it's often not possible, allowing a boat to dry completely between uses (for at least 5 days) will also ensure that organisms are dead.
- Before entering, and upon leaving the lake, and after visually inspecting for plant fragments, the boater should be asked to park away from the ramp and drain all water from the bilge, motor, live well, etc. before continuing their trip.

Follow these steps and ask boaters to do the same on their own:

- ✓ Clean off any mud, plants (even small fragments), and animals from boats, trailers and equipment.
- ✓ Drain boat, live well, engine and equipment away from water.
- ✓ Dry anything that comes into contact with water.
- ✓ Never leave waters with live fish, or release plants or animals into a body of water unless they came out of that body of water.



The Ideal Inspection

A courtesy boat inspector can — and should — do much more than help boaters inspect their boats, trailers and equipment. Each inspection also is an opportunity to create a change in boater behavior, so that he or she automatically conducts an inspection without relying on an inspector. It's also a chance to educate the boater about why inspections are so important. "CBIs need to engage boaters in discussion – have a dialogue – rather than to quietly inspect their boat without explaining the importance of the boater inspecting on their own," says John McPhedran of DEP's Invasive Aquatic Species Program.

See the box below for questions that can help "break the ice" and establish a dialogue with boaters. Begin with conversational questions which will provide information about them as a boater, for example:

- So where are you from?
- Did you boat there?
- Are you visiting?
- Where else have you visited in Maine?
- Are you heading out fishing or just for a cruise?
- Did you know that plants that get caught on lines and anchors could be invasive and spread around the lake or to other lakes?

In addition to being familiar with the milfoil law, know how much money the milfoil sticker generates (about \$1 million annually; 80 percent for DEP and 20 percent for the Department of Inland Fisheries and Wildlife). And be ready to talk about nearby or newly infested waterbodies. Attempt to engage the boater and ask follow-up questions. You might be the first — perhaps the only — person to talk to a boater about protecting Maine's waters. Don't miss this chance to make a friend for your lake.

Approaching the boater

Smile and be friendly as you approach the boater in the staging area, before he or she is on the boat ramp. Avoid delaying boaters or causing a backup. Wear a shirt or hat that identifies you as an inspector. To instill a "self-inspection" ethic among boaters, invite boaters to get out of their vehicles and conduct the boat and trailer inspection WITH you. If a boater is reluctant to take the time, simply offer the known infestations brochure, and record whatever information you can.

Make a note to approach this same boater again as he or she is leaving the launch to conduct a complete

survey and inspection at that time. Ideally, you will inspect each boat and trailer TWICE — entering and leaving the water.

Sample Script: "Good Morning / Afternoon. I am (a volunteer) from _____. We are trying to prevent the spread of invasive species such as milfoil and zebra mussels in Maine lakes. The plants and animals are spread from lake to lake when they become lodged on boats, gear and trailers. May I have just a few minutes of your time to give you some general information and to show you how to inspect for fragments? If you would walk around your boat with me, I can show you some areas to check for hitchhiking plants."

Transport of Fish

Legal baitfish and smelt may be transported alive. Excluding fish on the unrestricted species list (largely tropical fish), a person must have a valid stocking permit to keep and transport freshwater fish alive. Freshwater fish caught by anglers must be released alive or harvested and killed; however, those operating a permitted bass fishing tournament can temporarily keep fish alive while on the lake for which the permit was issued. For more information about invasive animals see pages 12-15.

Trouble by the Bucketful!

Please help us fight this serious problem by telling boaters:

- It is illegal to transport live with without a permit.
- It is illegal to dump unused baitfish into any waterway.
- There is a \$10,000 fine for a conviction of illegal stocking.
- Always keep you ears and eyes open for those who are committing these senseless acts.

Black Crappie



There is a \$2,000 reward for information leading to a conviction

Northern Pike



To report information about an illegal introduction please call:
1-800-ALERT-US (253-7887) - In-State

(207) 287-6057 - Out-of-State

For example Massachusetts boats use MS for the state abbreviation on the bow. Motorized boats include any boat with any type of motor including canoes with electric motors and personal watercraft.

State Name	Boat Code	Postal Code
Massachusetts	MS	MA
Hawaii	HA	HI
California	CF	CA
Colorado	CL	CO
Delaware	DL	DE
Kansas	KA	KS
Michigan	MC	MI
Mississippi	MI	MS
Nebraska	NB	NE
Washington	WN	WA
Wisconsin	WS	WI

Sticker Present?: Circle “yes” if the boat displays the current year’s Lake and River Protection sticker (see below). The sticker color changes each year. This is also where you indicate if the boat is non-motorized by circling “NM”. You are encouraged to inspect non-motorized watercraft. If “yes” or “no” is circled then it is understood that the boat is mortorized. It is important that one of these three options is circled.



The sticker reads “Stop Aquatic Hitchhikers -Preserve Maine Waters” and is physically attached to the Maine watercraft annual registration sticker. Owners of Maine-registered watercraft automatically pay the combined cost of the sticker (\$15) and the annual registration when the boat is registered for use on inland waters.

Owners of motorized boats with out-of-state registration are required to purchase and affix a separate non-resident sticker (right) annually. The cost is \$45.

What does this mean for you, the CBI? For Maine-registered boats, look for the rectangular “Stop Aquatic Hitchhikers – Preserve Maine Waters” sticker attached to the boat’s annual registration sticker (above). For non

Data Collection

The inspection data must be submitted electronically to DEP every two weeks, preferably using the CBI app. The most efficient way to enter the inspection data is by using the CBI app at the time of the inspection though some may choose to record the data on the paper form to be entered electronically at a later time.



If you are recording inspections on the paper form first remember:

- Fill in the top two lines of the form completely. Failure to do so may render the entire form useless.
- Coordinators may want to fill in generic parts on these lines before photocopying a blank form.
- Be consistent when filling in the Launch Name/Location. This is important for data retrieval.
- Many of the columns can be filled in before you approach the boater.

Description of inspection form questions

If Motorized: This box is for recording the boat’s state abbreviation and the entire alphanumeric bow registration number (see diagram below), not the annual registration sticker number. Record what you see, not the boater’s sate of origin. There are several states where the state abbreviation on the bow of the boat is different from the state’s postal abbreviation (see table).



Did you know? State abbreviations for boats were established by the coast guard in 1958. The post office didn’t designate state codes until 1963. This is why the boat registration bow number may not match the State’s postal or trailer abbreviation. Inspectors should always record the state code seen on the boat.

of trailers present upon shift arrival _____

2024 Maine Courtesy Boat Inspection Form

Check here if you encouraged self-inspection _____

Pg. ___ of ___

Lake Name _____

Shift Time: From _____ To _____

Ramp Name _____

Inspector Name _____

Town _____

Host Agency _____

V/P _____

Date _____

Use Military Time

1	2	3	4	5	6	7	8	9	10	If Motorized *Entire BOW #: *Entire alphanumeric boat registration #	Current Year's Sticker Present? (Circle Y/N/NM (non-motorized))	Previous Waterbody Visited For all inspections			Time of Inspection? Trailer, Boat, Motor		Any Plants Found? (Circle Y/N)	*Is the Plant Suspicious?	Was the Plant Identified as Invasive?	Who Identified? **see bottom of page
												Lake Name	Town	State	Entering	Leaving				
Yes	No	Yes	No	Yes	No	Yes	No	Yes	No	Yes	No									
NM		NM		NM		NM		NM		NM										
Yes	No	Yes	No	Yes	No	Yes	No	Yes	No	Yes	No									
NM		NM		NM		NM		NM		NM										
Yes	No	Yes	No	Yes	No	Yes	No	Yes	No	Yes	No									
NM		NM		NM		NM		NM		NM										
Yes	No	Yes	No	Yes	No	Yes	No	Yes	No	Yes	No									
NM		NM		NM		NM		NM		NM										
Yes	No	Yes	No	Yes	No	Yes	No	Yes	No	Yes	No									
NM		NM		NM		NM		NM		NM										
Yes	No	Yes	No	Yes	No	Yes	No	Yes	No	Yes	No									
NM		NM		NM		NM		NM		NM										
Yes	No	Yes	No	Yes	No	Yes	No	Yes	No	Yes	No									
NM		NM		NM		NM		NM		NM										

Comments:

Use this space to note location of plants found

V/P: V=Volunteer inspector; P=Paid inspector

How many boaters refused inspection: _____

3/2023

Maine-registered boats, look for a white, square sticker (right) with colored text matching the wording and color of the Maine sticker. This should be located beside the out-of-state bow registration number.



What if a Maine registered boat has the current annual registration but lacks the attached "Stop Aquatic Hitchhikers" sticker? Owners of Maine-registered watercraft used only in tidal waters may declare such use to their town clerk. The \$15 fee will be deducted from the annual watercraft registration fee and the "Stop Aquatic Hitchhikers" sticker will be removed from the watercraft registration, since boats used exclusively in tidal waters do not require a sticker.

What if the boat does not have the current year's registration and sticker? You do not have the authority to stop boaters from launching. However, you may inform them they risk a fine if a warden stops them. This is a good opportunity to explain where the money from the sale of the sticker goes.

A key point to remember is that all the funds go to dedicated accounts at DEP and DIFW for preventing and managing invasive aquatic species. Eighty percent of the sticker funds go to DEP and twenty percent to DIFW.

Previous Waterbody Visited: It's very helpful to know if a boat came from an infested or out-of-state lake so extra precautions can be taken. Ask which body of water the boat was previously on. You also need to record the state where the lake is located, using the postal code.

Boat Inspected at What Time?: We need to know whether the boater is potentially introducing plants into the lake or bringing them out. Record the time the boat entered or left the lake in the appropriate line.

Please use military time and use the same survey line for each individual boat if you see it twice (entering and leaving the lake). Note: in the app each inspection has a separate entry, even if you see the same boat entering and leaving.

Any Plants Found?: If any aquatic plant is found, record a "yes." If you suspect the plant is invasive, or aren't sure, take a picture and bag it. Turn in to the local program coordinator, who will either confirm it is not invasive or send a picture to the Lakes Environmental Association for identification. In order for plant to be deemed invasive it must be identified by either LEA or DEP. Note: Remember to record the entire boat bow identification number in the "If Motorized" field.

Where was the plant found? We are trying to collect information about where plants are being found during inspection. See the list from the app below.

PLANTS FOUND *

Yes
 No

LOCATION OF PLANT ON BOAT/TRAILER
Select all locations where plants were found

Trailer
 Outside of hull
 On the deck/inside surface of boat
 On propeller or shaft
 On anchoring or mooring gear
 On fishing gear (rods, nets, hooks, etc.)
 In livewell
 Other

DESCRIBE THE LOCATION OF PLANT ON BOAT/TRAILER

Was the Plant Identified as Invasive? Don't make your selection in this column until a positive ID is made. Note: Only plants identified by LSM as invasive will be recorded in the state database.

Please see directions on page 7 for more information about procedures for dealing with suspicious plants.

Who Identified the Plant?: Use this column to record the person and/or agency that identified the plant.

Suspicious plant in the app? You may submit your survey at the end of your shift, even if you have an unanswered plant question. This can be fixed in the system once your program coordinator receives an identification.

Dealing with suspicious plant fragments

Use the color pictures of plants found on Pages 21-25 to help determine if a plant fragment is suspicious. Suspicious means: Is there any possible chance the plant is an invasive? If yes, a picture of the plant must be sent to the Lakes Environmental Association (LEA) for identification, following their protocol, outlined below:

- At the ramp, bag and label the sample, keeping the sample cool in case it later needs to be mailed for identification
- It is critical that you include the inspection information, as seen in the sample below
- Photo submission requires using LEA's online form. To send a digital picture you must read and follow the instructions found at mainelakes.org/invasives/plant-submission/ Photos must be "readable". See example on right
- Scan the QR code below to go directly to the plant submission form online
- DO NOT MAIL plant sample unless contacted by LEA. If they need the physical sample they will give instructions for how to send it



- Float the plant in water
- Photo should be taken with a white background
- Make sure photo is clear - not blurry
- Photo should show details (leaves, stem, buds, etc)



Aquatic Plant Sample

Boat ID # AB 123

Last Waterbody Visited Sebago Lake


Date collected 8/11 Entering or (Leaving) (circle one)

Inspector Name Jane Doe

Organization Acme Corp.

Inspector: give this sample to your CBI coordinator ASAP. Please refrigerate if you will not see them the same day as collection. Make sure there is water in the bag

Coordinator: if you are unable to positively identify this sample please contact mary@mainelakes.org, or scan the QR code to submit photos



Where can boaters buy a milfoil sticker in your town?

Contact the Department of Inland Fisheries and Wildlife: 207-287-8000

Purchase online by scanning the QR code (right) or by visiting:

https://www1.maine.gov/cgi-bin/WebShop/public/product?store_id=3&product_id=381



Scan this code with your phone to go directly to the Suspicious Plant reporting page.



Personal Safety

Nothing is of greater importance or concern than your personal safety. Please observe the following guidelines when you are at a launch site:

- If you have a cell phone, take it with you to the boat launching site.
- Always back away from a potentially dangerous or violent situation. Volunteers are not enforcers of rules and should never jeopardize their own safety.
- If you are ever suspicious of someone (such as a loiterer or someone who is not boating), do not hesitate to leave the launch site. If you feel that a boat launch site is unsafe in any way, notify your coordinator or the host agency sponsoring inspections on your lake. If it's that dangerous to be there, report the condition to the local, county or state police and cease operations.
- Do not allow a confrontation to develop, no matter how strong you feel about the threat of invasive plants.



Courtesy Boat Inspectors at Roxbury Pond

Conduct at the launch site

Follow these few simple guidelines and both you and boaters will be comfortable.

- Always ask if boaters would mind answering a few questions and ask permission to inspect their boats with them.
- Always introduce yourself and say which organization you are working for and why you are at the launch site. Do not just approach a boater and begin asking questions immediately, as they might be confused about who you are and why they should give you their time.

- Wear a CBI T-shirt or other organization shirt if available. It helps promote your message and reassures boaters that they're being approached by someone involved in a legitimate project.
- Maintain a positive attitude and wish all boaters a good day, no matter how irritable they may seem.
- In an effort to be more attentive to boaters, stay on your feet until the boat launches or is loaded on a trailer and driven away. If you sit down too quickly the boater may think you are not interested in conversation or a thorough inspection.

Difficult Boaters

What if you meet with resistance and a boater refuses an inspection, or insists on launching even if they know there are plants on the boat or trailer, or doesn't have the current year's sticker? While most boaters are appreciative of your efforts to protect the lake, some simply do not want to be bothered or aren't convinced that invasive plants are a problem and therefore refuse to participate in an inspection. Remember these are courtesy boat inspections - always respect the boater's wishes. However you could:

- Politely explain the reason invasive plants and animals are a concern: "Invasive plants grow in dense mats that shade out native plants, block fish movement, entangle boat motor propellers, and interfere with swimming and other types of water recreation. Invasive plants grow rapidly and out-compete native vegetation needed by fish and wildlife".
- If the boat has a lot of plants, suggest the boater pull over and remove before launching. Caution the boater that Maine law prohibits the transportation of ANY plant on the outside of a boat, trailer, or equipment and prohibits launching a boat with invasive plants (see page 1 for more details about the law).
- Caution that all motorized boats using inland waters are required by law to affix the Lake and River Protection Sticker (see page 5 for more information) and risk a fine if the warden stops them.
- If the boater insists on launching or leaving with plants attached, note the vehicle license plate and boat bow registration numbers and communicate them to your coordinator or a Maine game warden (numbers are found on the front, inside cover).
- Most importantly, don't jeopardize your safety!

Tricky questions

Courtesy Boat Inspections have been around for a while, so most people are aware of the program, but here are some ideas in case someone asks:

"Why are you out here wasting resources when the plant is going to come anyway?" You might say, "Even if we cannot keep the plants out completely, we can prevent a lot of widespread damage. Prevention gives us time to adopt new control methods as they are developed. Also, the longer we keep invasives out of a lake the longer we put off the enormous costs of management and property devaluation."

"Aren't all plants bad anyway?" It is important to clear up this misconception! Native plants are essential elements of an aquatic ecosystem, providing the basis for all life in the lake. The problem with invasive (non-native) plants is that they out-compete native plants, since they have no natural competition or predators.

"I don't think a sticker fee is fair because we boaters spend enough money as it is." Maine lacks adequate funding to protect its waters. Most states do not offer free public boat launching sites and it would be a shame if Maine had to charge boaters to launch their boats.


Many states charge a lot more than Maine does, either in registration fees, charges to launch boats or additions to the gas tax. In Vermont, 25 percent of boat registration fees go toward fighting invasive plants that have become established there.

In other New England states, boaters face higher fees and contend with more invasive species than Maine currently has. These invasive species impair boating and swimming.

"I don't have time for this . . . I know all about it already!" This is a fairly common remark. If the boater does not wish to help you with the survey, you must respect their rights and let them be. Just offer them a brochure and wish them a nice day.

"Who is really getting the money from the stickers anyway?" Except for the \$1 per sticker agent fee for each non-resident boat and costs associated with distribution, printing and administration at Inland Fisheries and Wildlife, all of the money is channeled directly into the dedicated invasive aquatic species accounts at DEP and DIFW.

The state uses some of the money to offer grants to municipalities and non-profit organizations that sponsor volunteer efforts and local programs such as courtesy boat inspections.



Variable Leaf Milfoil flowering in the Songo River in Naples, Maine

Implementing the CBI Program on your lake

Beyond the immediate goal of protecting your lake, the benefits of running a CBI program are many: great PR for your association resulting in new members, greater donations, and even the emergence of new leaders within your group.

Requirements: Each organization receiving a grant from the DEP for CBI staffing must send a minimum of one representative to a CBI training session. That person, ideally the organization's CBI supervisor, will be responsible for training all inspectors who are hired or who volunteer for the organization. The main training session is held after the annual Milfoil Summit in April. Contact LEA to arrange training if you can't make the Summit. Contact information is on the back of the

front cover, under "Sources of help and information."

In addition to CBI training and a CBI supervisor, you will need volunteers, a staffing schedule and a volunteer coordinator for each launch site if possible. Use the media and your organization's newsletter to publicize the need for volunteers, but realize you will probably not get enough people unless you make direct person-to-person requests.

Use your membership list, divide it up among volunteers, and call individuals you think would be willing to help protect the lake. Be sure telephone callers use the Volunteer Survey Form below. You'll be amazed how little you remember about each call after 5 or 10 minutes have passed. The call has four objectives: explain the problem (invasive aquatic plants); state your need (volunteers); get a commitment, and schedule the individual for CBI training.

Scheduling inspectors: You can use Excel to make a spreadsheet showing the days and times you plan to have inspectors at launch sites. Two or three-hour time slots work for most volunteers. It's a lot easier if you can schedule a volunteer into the same time slot each week or for a period of weeks. Some organizations use online scheduling templates. The most popular is Google Drive. The busy times vary from site to site. Generally, Fridays, Saturdays and Sundays are good to cover. Some organizations cover weekends first, and then schedule extra volunteers on weekdays.

Reporting procedure

Inspection data must be submitted within two weeks to DEP either via the CBI app or the excel electronic inspection forms.

Keep files just in case the originals are lost. Inspection forms received later than two months after the season may not be recorded.

What is a Mystery Boater?

A mystery boater will observe the CBI inspecting their boat and report back to your organization about their performance. The boater will fill out an easy form to turn in to the CBI coordinator. This allows supervisors to assist inspectors who are having difficulties with the job.



Volunteer survey

Sponsoring group _____

Name _____

Address _____

Phone _____ Email _____

Left message/ Date _____ Left message/ Date _____ Left message/Date _____

Will volunteer? _____(yes/no)

Preferred Launch Site _____ Doesn't Matter _____

Preferred day _____ Doesn't matter _____

Preferred time _____ Doesn't matter _____

Weekends available for boat inspection (Please circle the weekends volunteer is available):

June 1 June 8 June 15 June 22 June 29 July 6 July 13 July 20 July 27

August 3 August 10 August 17 August 24 August 31

Can you work July 4? _____ July 5? _____ July 6? _____ July 7? _____

Can you suggest other property owners or interested persons who might volunteer?

What training session would you like to attend?

Can you take a friend to the launch site with you during your assigned time? _____

What size T-shirt do you prefer? Small _____ Medium _____ Large _____ Extra Large _____ XX Large _____

(Name of recruiter) (Phone) (Email) (Date)

STOP THE SPREAD OF AQUATIC INVASIVE SPECIES



CLEAN

DRAIN

DRY



mefishwildlife.com/cdd

What has worked well?

- Signs like the one shown at right let boaters know what's ahead, making them more receptive to inspections
- Using an online scheduler lets CBIs enter or change their work shifts from a computer connected to the internet
- Wearing the CBI T-shirt or vest immediately identifies you to boaters
- Provide all inspectors with list of phone numbers to call
- Know where boaters can buy stickers locally
- Using a Mystery Boater program can help identify issues with individual CBIs



Please watch out for these other invaders

Control methods for invasive aquatic animals vary greatly depending on the species, but following the simple steps below can help to greatly reduce their spread into Maine.

1. Learn how to identify invasive aquatic species. Attend an Invasive Plant Patrol workshop. To see pictures of both invasive and native aquatic plants and animals visit the Lake Stewards of Maine website <https://maineaquaticfieldguide.org/#/>
2. Clean your boat and equipment. Remove mud, plants, fish, and animals.
3. Drain all water from the boat. Remove the bilge and live well plugs. Drop the motor all the way down to drain standing water in the propeller.
4. Dry off everything that came in contact with the water by wiping down the boat or allowing it to dry for at least 5 days.
5. If 5 days of drying isn't possible before relaunching in a different waterbody, rinse the boat and trailer. Flush the motor, bilge, live wells, ballast tanks and storage compartments with clean water per boat manufacturer instructions.
6. Extra precaution should be taken if a boat came from a waterbody known to be infested with an organism other than plants e.g. zebra & quagga mussels, Asian clams, spiny waterflea. Wash your equipment with high pressure, hot water, such as found at a car wash.
7. Never release any plants or animals into a different body of water from which they came.
8. If you have snails, plants, fish or other animals in an aquarium and you no longer wish to care for them, find a new aquarium home for them. Do not release them into the wild!

The following pages describe some of Maine's most threatening aquatic animal invaders. The descriptions and photos are taken from the Maine Field Guide to Invasive Aquatic Plants and their common native look-alikes by the Maine Center for Invasive Aquatic Plants and the Lake Stewards of Maine. Additional source references for individual species are listed after each description.

Spiny Water Flea

(*Bythotrephes cederstroemi*)

Spiny water flea is native to Great Britain and parts of northern Europe. Spiny water fleas are more common in deep, cool lakes. However, they also inhabit warmer lakes where surface water temperatures exceed 25° C. The creature is small (1 to 1.5 cm long) with transparent exoskeleton, a large black eye spot on both sides of the head, and four pairs of legs. Most distinctive is the crustacean's long, barbed tail spine. Spiny water fleas are often first noticed by anglers, when they become entangled in fishing lines. When the line is pulled from the water, something resembling tiny straight pins waving about perpendicular to the line may be noticed. These are the miniscule creatures, raising and lowering their tails as they cling to the line. Impacts to aquatic ecosystems caused by the spiny water flea are not fully understood. What is known is that spiny water fleas reproduce rapidly, (both sexually and asexually) producing numerous offspring during the growing season, and "resting eggs" that overwinter in the sediments.



Photo credit: Jeff Gunder

Once well established in the waterbody, spiny water fleas compete directly with other zooplankton feeders in the ecosystem (eating up to three times as much food as similar species). Their sharp spine prevents fish of a certain size class from eating them. It is believed that both of these impacts have the potential to trigger disturbances throughout the aquatic food web.

As of 2023, spiny water fleas can be found throughout the Great Lakes Region, Eastern New York, Lake Champlain in Vermont, and Lake Winnepesaukee in New Hampshire.

References:

1. Spiny Water Flea; Ontario Federation of Anglers and Hunters; www.invadingspecies.com/Invaders.cfm
2. Spiny Water Flea in the Great Lakes Region; Great Lakes Information Network; www.great-lakes.net

Zebra Mussels

(*Dreissena polymorpha*)



Photo credit: Amy Benson

Zebra mussels are thought to have been introduced to this country as accidental stowaways attached to hulls, or in the ballast water of ships entering the Great Lakes from Europe. Since they were first

discovered in this country in 1988, these tiny, freshwater bivalves, have become a major aquatic pest throughout much of the Midwest. Spreading to New England, primarily by way of boating activity, as of 2017 they have impacted waters in Vermont and are known to be in Massachusetts and Connecticut. (Indeed, in 2006 a Courtesy Boat Inspector on Lake Winnepesaukee in New Hampshire detected-and successfully averted some zebra mussels that were hitching a ride on a boat from New York.)

Zebra mussels begin life as tiny free-swimming larvae, called veligers. It is during this stage that they are most readily transported from one waterbody to another (attached to boating gear, in bilgewater, bait buckets, etc.) and also most difficult to detect. After two or three weeks, the veligers "settle out" in the waterbody, attaching by way of strong, threadlike filaments to just about any hard surface they encounter. Rocks, sediment, wood, intake pipes, moorings, boat hulls, native mussel beds, are all at risk of colonization. Zebra mussels are small (adults are about 15 mm long) but they are voracious filter feeders, straining out major portions of the phytoplankton population and effectively starving out many native zooplankton species. The gap created in the food web may cascade through the entire ecosystem.

Zebra mussel infestations may clog power plant and industrial water systems, cause problems in irrigation canals and pipes, and foul boating equipment. Ecologically, they can alter benthic substrates and compete with native zooplankton, mussel and fish species for food and/or space. Zebra mussels have not yet been detected in Maine.

References:

1. Frequently asked Questions about the Zebra Mussel. United States Geological Survey. Florida Integrated Science Center, Gainesville. http://cars.er.usgs.gov/Nonindigenous_Species/Zebra_mussel_FAQs/zebra_mussel_faqs.html

Asian Clam

(*Corbicula fluminea*)

The Asian (or Asiatic) clam is a freshwater bivalve mollusk native to southern and eastern Asia and Africa. The source of introduction to the United States is unknown, but it is suspected that this species was brought from China by immigrants as a food source and subsequently released. The popularity of these small clams as aquarium specimens and as bait may have further exacerbated their spread. As of 2017, the Asian clam is now found in fresh waters throughout much of the United States including all New England states, except Maine.

The clams thrive in sandy lake bottoms where they form dense communities; the population in a single waterbody may easily reach into the billions. The sexes are normally distinct; however, hermaphrodites exist that are capable of self-fertilization. When the second stage larvae, called veligers, reach approximately 1mm in size they are discharged from the gills of the parent to begin life as juveniles on the bottom sediments. (Under ideal conditions a single clam can release up to 70,000 baby clams a year!) Adults may reach up to 4cm in length during their lifespan of one to four years. The shell of the Asian clam is ovate, and normally yellow-green to brown in color with thick concentric rings. The inside of the shell is layered with polished, light purple material called nacre. Other shell colors (called morphs) do occur.



Photo credit: Alan W. Worthington

Asian clam infestations may clog power plant and industrial water systems, cause problems in irrigation canals and pipes, and foul boating equipment. Ecologically, this species can alter benthic substrates and compete with native zooplankton, mussel and fish species for food and/or space. Asian clams appear to be capable of tolerating polluted environments better than many native bivalves. In cases where Asian clam infestations have been intentionally controlled by a cold weather draw-down the clams have produced ammonia in high enough quantities to be lethal to other fish and wildlife.

References: 1. Asian Clam; Indiana Illinois Sea Grant website; www.iisgcp.org

2. What Lurks Beneath? by Megan Woolhouse, The Boston Globe: Globe West, April 19, 2007

Chinese Mystery Snail (*Cipangopaludina chinensis malleatus*)

Chinese mystery snails, native to parts of Southeast Asia, were brought to this country as a food source for Asian markets. It is believed that imported snails were intentionally released in some areas to create a locally-harvestable supply. Since their introduction, Chinese mystery snails have spread to many parts of the United States, and can now be found in a number of Maine lakes and ponds.



Chinese mystery snails are distinctively large; the size of a walnut or golf ball, they are half-again as large as Maine's largest native freshwater snail. Though they spend a good portion of their lives under the water surface, half buried in the bottom sediments, Chinese mystery snails may also be encountered with their trap doors sealed up tight, floating along at the water's surface. When these large snails die, they often wash up on shore, where their dark, olive-colored shells can be easily seen and (unpleasantly) smelled. Chinese mystery snails prefer the quiet water of lakes, ponds, roadside ditches and slower portions of streams.

Once in a body of water, the Chinese mystery snail may be transported, as adults or tiny juveniles, via bait buckets and water holding areas on boats. Like other snail species, this species may serve as a vector for various parasites and diseases. Chinese mystery snails occur in a number of Maine waterbodies, but the full distribution of this snail in Maine is unknown. The Maine Volunteer Lake Monitoring Program currently manages a statewide database on reported sightings of *C. chinensis malleatus*. You can assist the effort to get a better handle on this invasive organism by reporting any sightings to LSM at 207-783-7733 or stewards@lakestewardsme.org.

References:

1. Martin, Scott M. 1999. Freshwater snails (Mollusca: Gastropoda) of Maine. *Northeastern Naturalist*.
2. *Cipangopaludina chinensis* (Reeve, 1863). Fact sheet by Gulf States Marine Fisheries Commission. http://nis.gsmfc.org/nis_factsheet.php?toc_id=125

Quagga Mussels (*Dreissena bugensis*)

Quagga mussels are native to the Caspian Sea, and like zebra mussels, are thought to have come to this country in the ballast water of ocean going ships. Quagga mussels were first discovered in the Great Lakes region in 1989, but were not identified as a distinct species until 1991. As of 2017 there is only one known infestation in New York and none in New England.



These invaders prefer silty or sandy lake bottoms, but may be found in waters ranging from warm and shallow to deep and cold. Like zebra mussels, the shell is distinctly striped in dark and light bands. Adult quagga mussels are generally larger than zebras, 20 mm long (roughly the size of your thumbnail) and their shells are broader and more fan-shaped. The ventral (or hinged) side of the shell is convex, preventing the quagga mussel from being balanced, on this side, on a flat surface. (The zebra mussel will remain upright when placed on its ventral side.) Quagga mussel feed year-round, even in winter when zebra mussels are dormant.

Quagga mussel infestations may clog power plant and industrial water systems, cause problems in irrigation canals and pipes, and foul boating equipment. Ecologically, they can alter benthic substrates and compete with native zooplankton, mussel and fish species for food and/or space. Quagga mussels have not yet been detected in Maine.

References: 1. Quagga mussel; Wisconsin Department of Natural Resources <http://www.dnr.state.wi.us/invasives/fact/quagga.htm>

Maine's Most UNWANTED Aquatic Invasive Plants

Under Maine law, it is illegal to transport ANY aquatic plant on the outside of a vehicle. It is also illegal to sell, propagate, or introduce to Maine waters these aquatic invasive plants.

<p>EURASIAN WATERMILFOIL* <i>Myriophyllum spicatum</i>¹</p>	<p>VARIABLE-LEAF WATERMILFOIL* <i>Myriophyllum heterophyllum</i>²</p>	<p>PARROT FEATHER* <i>Myriophyllum aquaticum</i>¹</p>	
<p>BRITTLE NAIAD <i>Najas minor</i>³</p>	<p>YELLOW FLOATING HEART <i>Nymphoides peltata</i>¹</p>	<p>HYDRILLA <i>Hydrilla verticillata</i>¹</p>	<p>EUROPEAN FROGBIT <i>Hydrocharis morsus-ranae</i>¹</p>
<p>BRAZILIAN ELODEA <i>Egeria densa</i>¹</p>	<p>CURLY-LEAF PONDWEED <i>Potamogeton crispus</i>¹</p>	<p>WATER CHESTNUT <i>Trapa species</i>^{4,5}</p>	<p>WATER SOLDIER <i>Stratiotes aloides</i>¹</p>
<p>GIANT SALVINIA <i>Salvinia molesta</i>¹</p>	<p>FANWORT <i>Cabomba species</i>¹</p>	<p>STARRY STONEWORT <i>Nitellopsis obtusa</i>⁴</p>	<p>SWOLLEN BLADDERWORT <i>Utricularia inflata</i>⁵</p>

* All non-native milfoils are considered invasive in the State of Maine. Poster reproduction permissible provided document printed in full without alteration. Poster may not be reproduced for sale/profit purposes.
1. Aquatic plant line drawings are the copyright property of the University of Florida Center for Aquatic Plants (Gainesville).
2. Aquatic Plants of New England Series, G. E. Crow and C. B. Hallquist 1983. Illustration by Pam Bruins.
3. Das Pflanzenreich, 1900 by Ernst Gilg and Karl Schumann. Image listed under public domain under the terms of GNU Free Document License, courtesy www.biolib.de.
4. Mary Jane Beilby and Michelle T. Cassano, Springer-Heidelberg, New York, Dordrecht, London, 2014.
5. Aquatic plant line drawings are the copyright property of Lake Stewards of Maine.

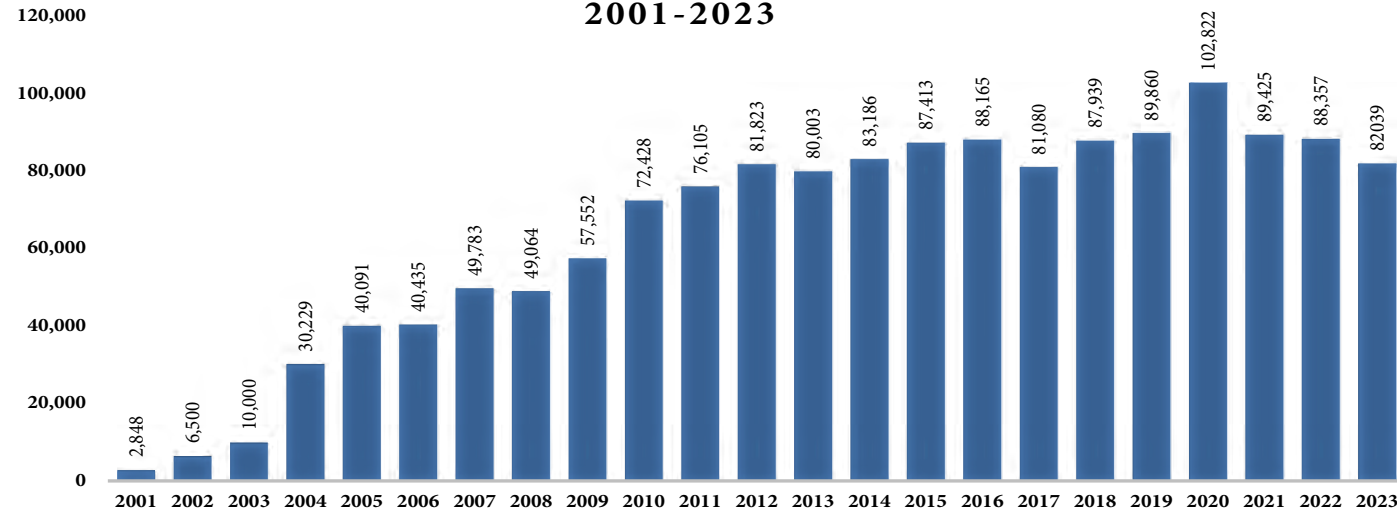
For assistance, please contact:
Lake Stewards of Maine (207) 783-7733 stewards@lakestewardsme.org
For additional assistance, please contact Maine DEP (207) 287-3901

www.LakeStewardsOfMaine.org
www.LakesOfMaine.org

Original poster design by Portland Water District

Maine DEP AIS program update

22 YEARS OF MAINE BOAT INSPECTIONS - ANNUAL TOTALS 2001-2023



Program Staff

With two new staff additions since spring 2022, Maine DEP’s Aquatic Invasive Species Unit now has four full-time positions focusing on prevention, detection and management of aquatic invasive plants and other organisms. The Unit works closely with colleagues at Maine Department of Inland Fisheries and Wildlife (DIFW) which recently hired their first position dedicated to aquatic invasive animals. The interagency collaboration offers new opportunities to promote consistent statewide messaging to address all aquatic invasive species, including the zebra mussel (*Dreissena polymorpha*) threat from Lac Témiscouata, Quebec, just 20 miles from the northern tip of Maine.

Grants in 2023

Twenty Maine lake associations received funds for invasive aquatic plant removal in 2023, totaling \$522,406 in grant funding. Sixty-one groups received funds to run Courtesy Boat Inspection Programs (CBI) in 2023. The total amount granted for boat inspection grants in 2023 was \$334,190. Grants review and awards for 2024 plant removal and boat inspections are in progress as the 2024 CBI Handbook goes to press. Please see separate table for CBI statistics in 2023.

A grant to Lake Stewards of Maine promoted plant identification and early detection training, volunteer plant surveys including rapid response, the first year of northern Maine Jump Start, among other initiatives. A grant to Lakes Environmental Association supported statewide CBI programs and arranged the Maine Summit on Aquatic Invasive Species in April 2023.

Clean Drain Dry

After several unsuccessful bills to require draining watercraft before and after use, the Maine Legislature adopted a draining bill that became law in June 2023


Maine DIFW used their extensive email list, social media platforms and website to inform boaters of the new requirement. DIFW and the Department of Agriculture, Conservation and Forestry continued installation of new CDD signs at their respective boat access facilities. Maine DEP issued in late 2023 a request for proposals to assess the State’s Clean Drain Dry outreach and develop approaches to promote adoption of CDD measures by the boating public. Proposals received are under review as of March 2024.

New Infestations in 2023

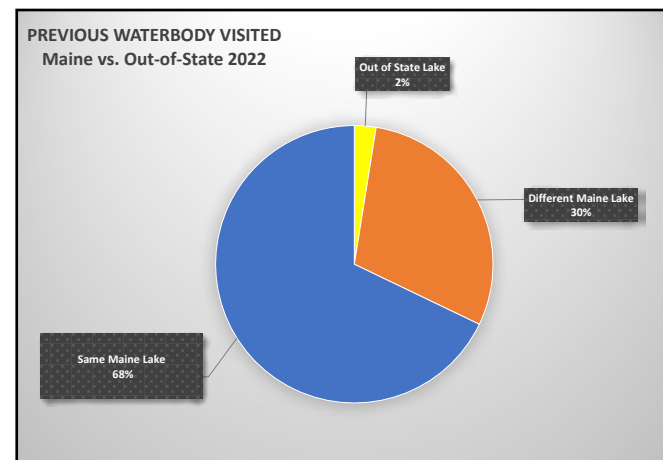
Swollen bladderwort (*Utricularia inflata*) was added by Maine’s Legislature to the State’s list of invasive aquatic plants in 2023. This statutory change immediately added two previously-confirmed infestations to Maine’s list of infested waters: Lake Arrowhead in southern Maine and Horseshoe Pond in central Maine. The Arrowhead infestation was confirmed by volunteer surveyors in 2021 while it appears plant has been in Horseshoe for two decades.

During the 2023 field season, swollen bladderwort was discovered in three additional lakes, one of which (Little Ossipee Lake) is immediately upstream of Arrowhead. The two other new infestations (Mousam in Shapleigh and Tilton in Fayette) are within 10 miles of existing infestations. Three of the five infestations are established while the L. Ossipee and Mousam infestations appear to be new infestations.

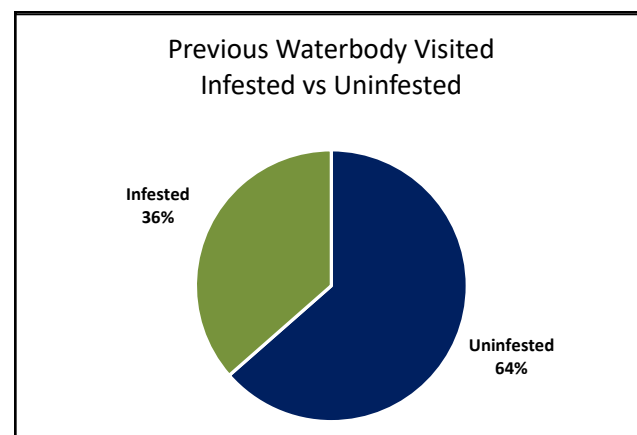
The other plants added to the State list are water soldier, giant salvinia, and starry stonewort.



CBI statistics	2022	2023
Infested lakes with inspections	22	20
Waterbodies with inspections	118	133
Total plants found	3207	2352
Total invasive plants found	128	103
Invasive plants on entering boats	19	12
Invasive plants on leaving boats	110	90
Total inspectors	563	543
Inspection hours	46,572	43,488
Boats with sticker	67,679	58,316
Motorized inspections	75,066	65,466
Non-motorized inspections	13,083	16,573
Participating lake association organizations	60	60
Participating Bass Clubs	47	29
Source: Maine Department of Environmental Protection		



Responses to Previous Waterbody Visited (PWV) question in 2023 are represented in the pie charts. Upper chart shows that 2% of the PWV were out-of-state lakes and the rest were Maine lakes, of which 68% were the same lake where the inspection occurred. The lower chart shows that about two thirds of boats came from uninfested waters. Within the infested slice, about 86% of the boats were coming from an infested lake within Maine.



Management of Existing Infestations

Most established infestations in Maine are managed by lake associations using manual techniques (Diver Assisted Suction Harvest and bottom barriers). DEP grants support these efforts but lake groups contribute significantly more in monetary and in-kind match. Lake groups conducting removal record their progress using the ESRI Survey123 product.

Per Maine Statute, only Maine DEP may obtain a permit to apply herbicide in state waters. Following are brief summaries of DEP herbicide applications in late 2022 and 2023.

Late 2022 herbicide treatments of two small private sites (one with Eurasian water-milfoil (*Myriophyllum spicatum*) and one with parrot feather (*Myriophyllum aquaticum*)) appeared to be successful. No aquatic invasive plants were seen in either pond during 2023. The treatments were planned by DEP and executed by SOLitude Lake Management in consultation with SePRO. The parrot feather infestation, discovered by the property owner who reported it to the DEP, is the only known infestation of the plant in Maine.

The effort to eradicate Eurasian water-milfoil from Cobbossee Lake suffered a blow as surveys by Friends of the Cobbossee Watershed (FOCW) found the plant in new areas of the lake, including one area of dense growth at the lake outlet. FOCW surveyors subsequently found the plant downstream of the lake dam in Cobbossee Stream, a productive stream/impoundment system that includes two ponds and drains to the Kennebec River. While FOCW staff surveyed for new locations and removed plants found, DEP hired SOLitude Lake Management to apply herbicide (ProcellaCOR) in the dense areas near the outlet. The management plan for this system will be expanded to include Cobbossee Stream and associated downstream ponds. Collaboration between the state and FOCW, Cobbossee Lake Association and Cobbossee Watershed District is integral to management.

The DEP organized four other herbicide treatments in 2023. An established hybrid milfoil (*M. heterophyllum x laxum*) infestation in Collins Pond (Windham) was treated (with ProcellaCOR) to knock-back the dense infestation to allow for a sustainable annual manual removal program. Collins is one of only two lakes in Maine with this hybrid.

A portion of Big Lake in Washington County (near the New Brunswick border) was treated (with ProcellaCOR) to limit spread of variable-leaf water-milfoil (*M. heterophyllum*) within this large Downeast lake and to this region. Approximately 90 acres of the 17,000-acre system were treated. Staff of the Passamaquoddy Tribe conducts manual removal of lower density areas of this system. DEP staff trained military veterans and other local divers to remove invasive plants.

Finally, two herbicide treatments were done on Lake Arrowhead (Limerick and Waterboro): 1. rapid response to brittle naiad (*Najas minor* with AquaStrike) early season before seed set; this plant is a threat to lakes throughout Maine due to the popularity of Arrowhead (photo on right) and 2. treatment to target variable-leaf water-milfoil (with ProcellaCOR) to reduce the dense growth in the portion of the lake near the boat access site. Boat inspections at Lake Arrowhead result in the greatest number of plants found annually. The objective of this latter treatment is to reduce the number of plants found during boat inspections and, in turn, reduce spread from Lake Arrowhead.



For more information, please check DEP's website <http://www.maine.gov/dep/water/invasives/> or email milfoil@maine.gov.

DIFW's invasive species program

In 2023, Maine Game Wardens worked approximately 18,809 hours doing recreational boating enforcement. These hours included education, maintenance, court time preparation, ramp checks and actual hours on the water checking boats. Game wardens reported over 961 hours on the water enforcing boating rules and regulations. Game Wardens documented checking approximately 1,387 boats.

For milfoil, the stats break down to 106 milfoil sticker violations. These violations include documented summonses and warnings issued. As part of what is expected, wardens are continuing to seek out CBI staff to introduce themselves and help inspect watercraft to stop the spread of invasive species. These partnerships are important to build networking with the inspectors and game wardens but to pass on information. This year's recorded events were even higher than past years. Warden had recorded 474 boating related details and 138 of the details doing aquatic species inspections. With these recordings, this does not count the times a warden just stopped by or spent time with a courtesy boat inspector.



Warden Richardson stopping a watercraft being hauled on roadway educating operator the importance of cleaning his watercraft

With the Clean, Drain, Dry campaign, the Warden Service has been actively working bass tournaments to ensure boats are checked before entering Maine waters. Some of these tournaments are missed due to tournaments starting before the normal working hours of a CBI staff. Messages from the campaign have been passed along to members of the Warden Service to educate these users groups and have been working with the boating community on this campaign.

Wardens continue to see an increase in boaters on Maine waters even though there was record rainfall recorded. This year the Warden Service again teamed up with members of the Coast Guard Auxiliary and hosted weekend long events assisting with courtesy boat checks. Wdn. Pierre Working with CBI checking the watercraft before entering the lake.

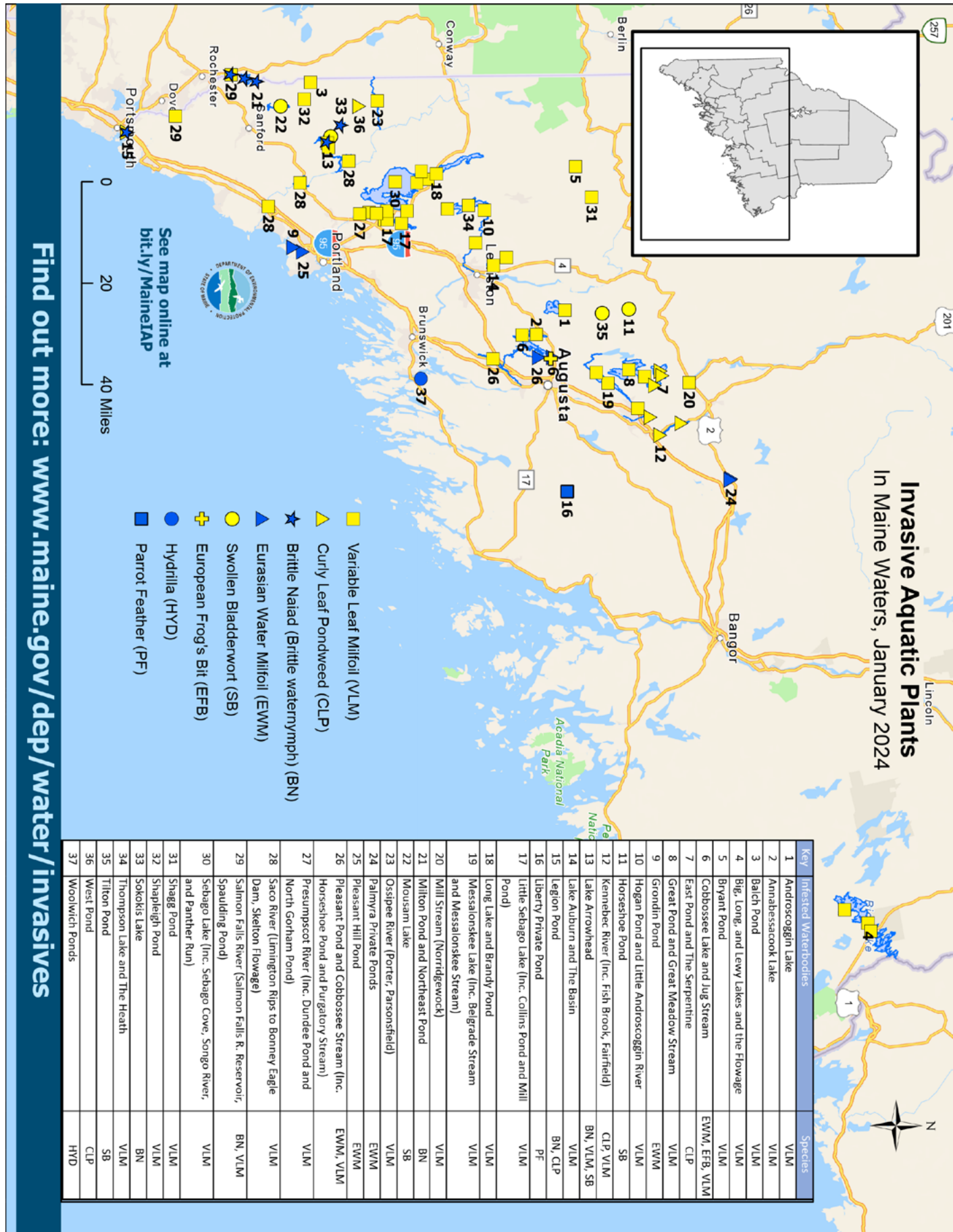


Warden Pierre Working with CBI checking the watercraft before entering the lake

The Maine Warden Service continues the great partnership with the dedicated CBI staff. With the increase in the number of details the Warden Service has been involved in, has helped build these great relationships. So, if there is an issue, CBI staff knows who to reach out to. The workload is continuing to increase, and we believe that many hands will help ensure it gets done. It is important that we continue training boaters on what to look for and how to make sure both their boats and trailers are clean before entering Maine waters.



Map of known locations of infestations in Maine public waters



Invasive aquatic plants handout

Variable Water-milfoil
Myriophyllum heterophyllum **Invasive**

Photo by Ann Murray
University of Florida / IFAS
Used with permission

Variable Water Milfoil
Myriophyllum heterophyllum
Illustration from
Aquatic Invasive Plants
of New England
by Cole and Newport

Variable Water Milfoil
Myriophyllum heterophyllum
By Roberta Hill
© 2004 MCIAP

Look Alikes: *Utricularia* sp. (Bladderwort) **Native**
Ceratophyllum demersum (Coontail) **Native**
Other *Myriophyllum* species

Eurasian Water-milfoil
Myriophyllum spicatum **Invasive**

Eurasian Water Milfoil
Myriophyllum spicatum
Collected and photographed
by Don Cameron
© 2004 MCIAP

IFAS Center for Aquatic Plants
University of Florida, Gainesville, 1999

Look Alikes: *Utricularia* sp. (Bladderwort) **Native**
Ceratophyllum demersum (Coontail) **Native**
Other *Myriophyllum* species

Curly-leaved Pondweed
Potamogeton crispus **Invasive**

Photos by Maine DEP Invasive Species Program

Turion

Copyright 2001 University of Florida
Center for Aquatic and Invasive Plants



Look Alikes: *Potamogeton richardsonii* (Clasping-leaf Pondweed) **Native**
and other *Potamogeton* species **Native**




Hydrilla
Hydrilla verticillata **Invasive**




Tuber




IFAS Center for Aquatic Plants
U. of Florida, Gainesville, 1999



Look Alikes: *Egeria densa* (Brazilian Elodea) **Invasive**
Elodea canadensis (American Waterweed) **Native**




Parrot Feather <i>Myriophyllum aquaticum</i>	Invasive
 <p>Photo by Vic Ramey University of Florida / IFAS Used with permission</p>	 <p>Photo by Don Cameron</p>  <p>IFAS, Center for Aquatic Plants U. of Florida, Gainesville, 1990</p>
Look Alikes: <i>Other members of the Myriophyllum genus</i>	

Water Chestnut <i>Trapa natans</i>	Invasive
 <p><i>Trapa natans</i> © 2005 MCIAP</p>	 <p>Photo by Vic Ramey University of Florida / IFAS Used with permission</p>  <p>Water Chestnut <i>Trapa natans</i> © MCIAP 2004</p>
Look Alikes: None	




Fanwort <i>Cabomba caroliniana</i>	Invasive
 <p>Photo by Maine DEP Invasive Species Program</p>	 <p>Photo Courtesy: New Hampshire DES</p>  <p><i>Cabomba caroliniana</i> Faxon</p> <p>IFAS Center for Aquatic Plants University of Florida, Gainesville, 1990</p>
Look Alikes: <i>Bidens beckii</i> (Water Marigold) Native <i>Ranunculus flabellaris</i> (Yellow Water Crowfoot) Native <i>Utricularia</i> sp. (Bladderwort) Native	





European Naiad <i>Najas minor</i>	Invasive
Photos by Don Cameron	
 <p>cm</p>	  <p>Image From: <i>Aquatic Vascular Plants of New England</i> By Crow and Hollquist</p> <p>habit leaves</p>
Look Alikes: <i>Najas flexilis</i> (Slender Naiad) Native Other <i>Najas</i> species Native	

Yellow Floating Heart <i>Nymphoides peltata</i>	Invasive
 <p>Photo by Vic Ramey University of Florida / IFAS Used with permission</p>	 <p>Photo by M. Malchoff Lake Champlain Sea Grant / VTDEC</p>  <p>Copyright 2002 U. of Florida Center for Aquatic and Invasive Plants</p>
Look Alikes: <i>Nuphar variegata</i> (Spatterdock) Native <i>Hydrocharis morsus-ranae</i> (European Frogbit) Invasive <i>Nuphar microphylla</i> (Yellow Waterlily) Native	

European Frogbit <i>Hydrocharis morsus-ranae</i>	Invasive
 <p>Photo by Robin Scriballo Copyright 2002 Purdue Univ.</p>	 <p>Photo by Robin Scriballo Copyright 2002 Purdue Univ.</p>  <p>Copyright 2002 U. of Florida Center for Aquatic and Invasive Plants</p>
Look Alikes: <i>Nymphoides Cordata</i> (Little Floating Heart) Native <i>Nymphoides peltata</i> (Yellow Floating Heart) Invasive <i>Nuphar microphylla</i> (Yellow Waterlily) Native	




Brazilian Elodea <i>Egeria densa</i>	Invasive
 <p>Photo by Maine DEP Invasive Species Program</p>	 <p>Photo Courtesy NH DES</p>  <p>IFAS Center for Aquatic Plants University of Florida, Gainesville, 1990</p>
Look Alikes: <i>Hydrilla verticillata</i> (Hydrilla) Invasive <i>Elodea canadensis</i> (American Waterweed) Native	


American Waterweed <i>Elodea canadensis</i>	Native
 <p><i>Elodea canadensis</i> © MCIAP 2006</p>	 <p>American Water Weed <i>Elodea canadensis</i> By Don Cameron © 2004 MCIAP</p>  <p>From <i>Through the Looking Glass... A Field Guide to Aquatic Plants</i> © 1997</p>

Water Marigold <i>Bidens beckii</i>	Native
 Photo by Don Cameron	 Water Marigold <i>Bidens beckii</i> © MCIAP 2006
 Water Marigold <i>Bidens beckii</i> Photo by Don Cameron © 2004 MCIAP	 From <i>Through the Looking Glass... A Field Guide to Aquatic Plants</i> , c1997



Yellow Water Crowfoot <i>Ranunculus flabellaris</i>	Native
 Photos by Don Cameron	
	

Yellow Waterlily <i>Nuphar microphylla</i>	Native
 Photo by Don Cameron © 2004 MCIAP	
From <i>Through the Looking Glass... A Field Guide to Aquatic Plants</i> © 1997	
Photo Courtesy: E. Epstein - Wisconsin DNR Bureau of Endangered Resources	

Little Floating Heart <i>Nymphoides cordata</i>	Native
 Photo by Don Cameron Maine Natural Areas Program	
 <i>Nymphoides cordata</i> Crow and Hellquist © 2000	Little Floating Heart <i>Nymphoides cordata</i> By Don Cameron © 2004 MCIAP

Coontail <i>Ceratophyllum demersum</i>	Native
 Photo by Vic Ramey University of Florida / IFAS Used with permission	 Photo by Ann Murray University of Florida / IFAS Used with permission
 IFAS Center for Aquatic Plants University of Florida, Gainesville, 1990	

Common Bladderwort <i>Utricularia macrorhiza</i>	Native
 Photos by Don Cameron	 From <i>Through the Looking Glass... A Field Guide to Aquatic Plants</i> © 1997

Clasping Leaf Pondweed <i>Potamogeton richardsonii</i>	Native
 Photo by Vic Ramey University of Florida / IFAS Used with permission	 Richardson's pondweed <i>Potamogeton richardsonii</i> Photo by Vic Ramey Copyright 2001 Univ. Florida Center for Aquatic and Invasive Plants Copyright 2001 Univ. of Florida

Slender Naiad <i>Najas flexilis</i>	Native
 Photos by Don Cameron	
 <i>Najas flexilis</i> Slender naiad Crow and Hellquist © 2000	

In a nutshell: How to be a great CBI

1. Be safe. Don't stay around if someone gets ornery or if a situation seems uncomfortable.
2. Urge boaters to inspect their own boats and gear every time they enter and leave a water body.
3. Be professional. Your attire should promote the right image. CBI shirts are mandatory. Know the facts about invasives and be courteous.
4. Discourage company. You are at work so don't let friends deter you from giving your job full attention.
5. Be prepared to answer questions such as, "Where do I get a sticker?"
6. Write legibly and don't forget to fill out the top two lines of the survey sheet before you start.
7. Be in touch. Have a cell phone or know where the nearest phone is.
8. Stay in touch. Keep phone numbers handy for police, wardens and your supervisor.
9. Be comfortable. Make sure you have rain gear, an umbrella, a chair, water and sunscreen.
10. Be inspired. This is important work even though there will be slow times.
11. Be attentive. Stay on your feet while a boat is at the launch. This will encourage dialogue and reassure the public and funders that you are on task.

Quick Facts

About invasive aquatic plants:

Reproduce in many ways; may clone from small plant fragments.

Can survive out of water for days, reviving when rehydrated.

Can blanket and choke surface waters; make swimming and boating difficult, dangerous or impossible.

Harm native vegetation and wildlife; lower property prices; harm local businesses. Once well-established, they're virtually impossible to remove and very costly to manage.

About the 'Milfoil law':

It's illegal to transport any aquatic plant on the outside of a vehicle, trailer, or equipment in Maine. It's illegal to sell, possess, import, cultivate, transport or distribute any invasive aquatic plant in Maine.



CBI Aaron Tripp found and removed a Eurasian milfoil fragment on a boat launching at the Narrows public ramp on Kezar Lake in June 2011.

Violation may result in fines of up to \$500 (first-time) and up to \$5,000 for launching boats carrying any of the banned species.

Fines for failure to display a current boat sticker apply to all motorized craft on Maine inland waters. (Kayaks, canoes and sailboats without motors are exempt.)

About boat stickers:

2023 (River and Lake Protection) stickers are white with green print for both Maine registered boats and non-Maine registered boats. The resident sticker is affixed to the annual boat registration sticker which is green.

Cost is \$15 for resident; \$45 for nonresidents. Resident/nonresident status depends on where boat is registered, not where owner resides (NH residents may store/register boat in Maine).

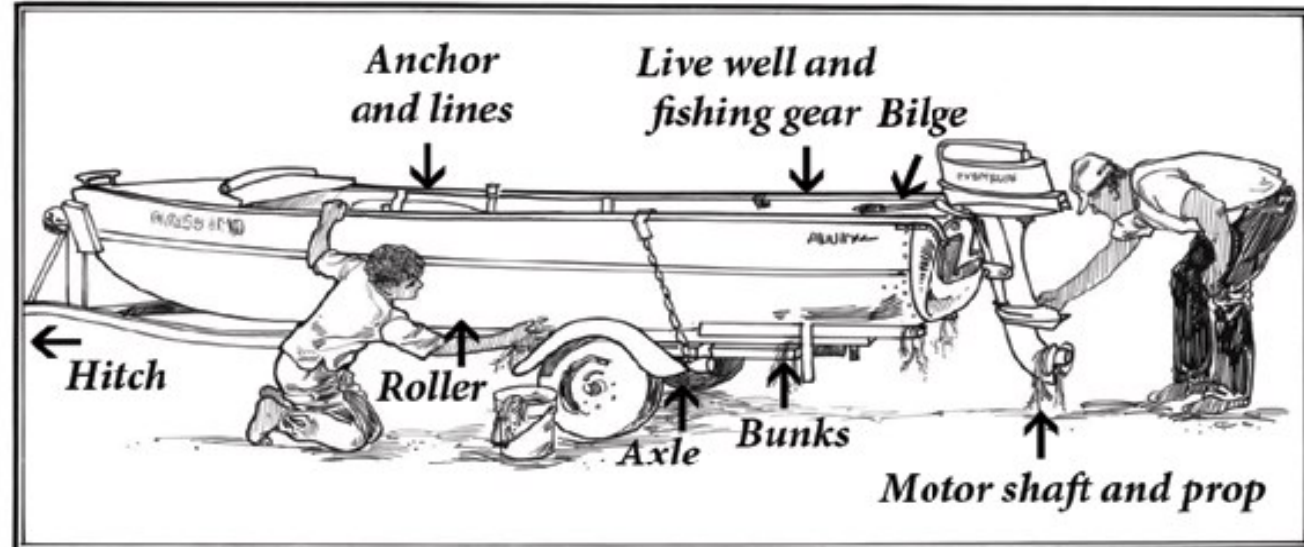
All the sticker money goes to dedicated accounts for invasive species, education, prevention, control, eradication and enforcement. Money is divided 80/20 between DEP and DIFW, respectively.

<u>CBI SUPPLY LIST</u>	
• Clipboard	• Sunscreen, water
• Pen or pencil and an indelible marker	• Folding chair and umbrella
• Plenty of survey forms	• Trash bag
• Ziploc baggies for plant samples	• List of phone numbers to call in an emergency
• DEP brochures explaining invasive aquatic plant threat	• List of places boaters can purchase stickers
• Phone (recommended)	• Your CBI T-shirt!
• Insect repellent	

Notes:

STOP AQUATIC HITCHHIKERS

Aquatic Invasive Species such as Eurasian watermilfoil, Asian clam and spiny water flea can spread between waterbodies on boating and fishing equipment that has not been cleaned, drained and dried. Help protect Maine waters by following the simple steps below.



CLEAN off all plants (even small fragments), animals and mud from boat, trailer, and equipment.

DRAIN water from boat, motor, bilge, live wells and other equipment well away from water.

DRY everything five days or more before using in another waterbody to kill small organisms not easily seen or wipe with a towel before use. If you can't dry equipment, rinsing with hot, high pressure water will also remove many tiny organisms.

NEVER release plants, live fish or animals into a water body unless they came out of that body of water.

Thank you! Your help in halting the spread of invasive aquatic species is priceless.

We know how valuable your time is and we thank you for your willingness to share it to protect Maine's waters.

The Lakes Environmental Association



The Maine Department of Environmental Protection

